

FBB

Fire Damper For Circular Ducts K-60

Description

The FBB type fire dampers are designed for preventing the spreading of fire and smoke in the ducting system.

Properties

The FBB type fire dampers comply with the DIN 4102 K-60 fire resistance class. They are resistant to fire for minimum 60 minutes. These dampers are equipped with either 72°C fusible link or a servomotor. With the fusible link, when the temperature in the duct reaches 72°C, the link breaks and releases the loaded spring which shuts the damper blade. With the servomotor type, either a signal from the fire alarm system activates the motor, which shuts the blade; or the self-contained temperature sensor of the motor activates the motor to shut the blade. On request, it is possible to use sensors or fusible links for different temperatures. Additionally, it is also possible to add a smoke sensor for activation in smoke-sensing conditions. There are inspection covers on the damper casing for checking the fusible link condition. The FBB fire dampers must be installed in a fire-resistant barrier.

Materials

The frame and the blade are made from 1.2mm thick steel sheets. The blade is double-layered, and is filled with fibres and flame-proof materials. All the joints of the damper are filled with a mastic matching DIN 4102. It is advised that, the gaps between the damper and the wall are filled with a mastic, matching DIN 4102, to increase the safety in the wall penetrations. The FBB fire dampers are produced in accordance with fire, building and environmental protection standards and do not include asbestos or halogens.

Accessories

The accessories listed below are options

Spring return motor

BELIMO maintenance-free servomotors are used with the FBB fire dampers.

Sensing element

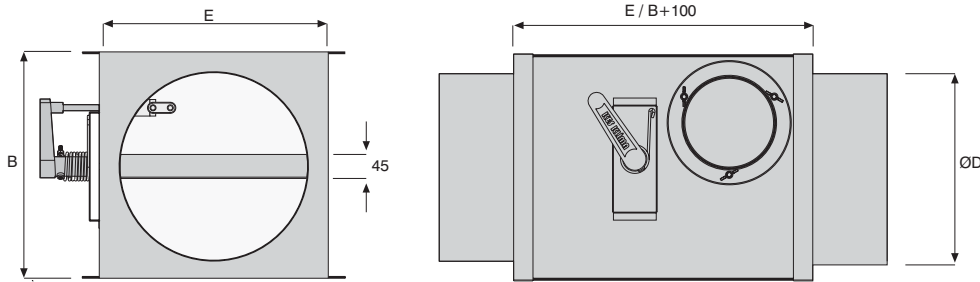
BELIMO sensing elements are used with the FBB fire dampers.

Switch

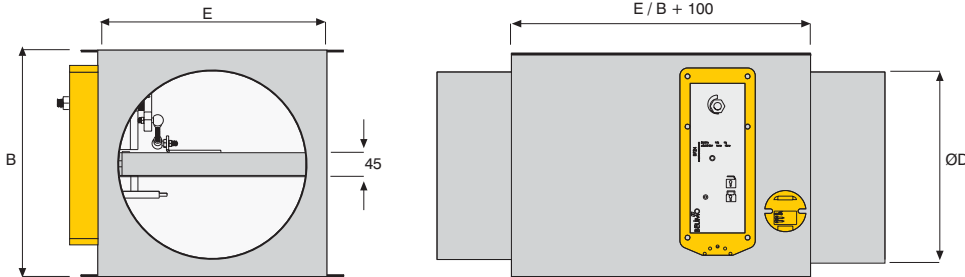
This switch is used for monitoring the blade open or closed position.

Dimensions

With fusible link



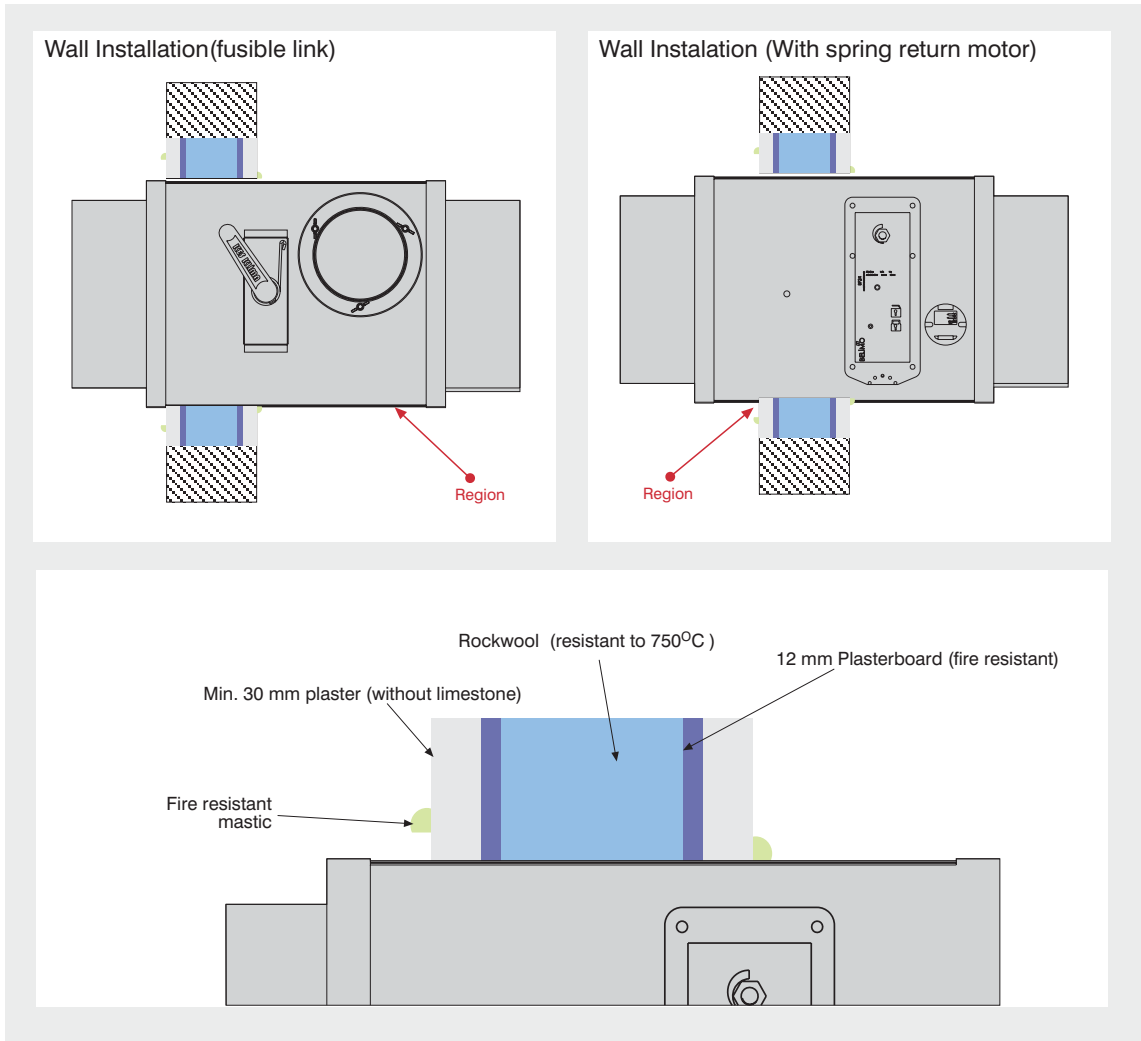
With Servomotor



Standard Dimensions

E x B	ØD	E x B	ØD
200 x 200	80	400 x 400	355
	100	470 x 470	400
	125		450
	150	600 x 600	500
	160		560
	180	650 x 650	600
200	630		
300 x 300	224	800 x 800	710
	250	900 x 900	800
	280	1000 x 1000	900
350 x 350	300	1100 x 1100	1000
	315		

Installation



Specification Text

The fire damper will be compatible with DIN 4102 Class K-60 norm. The fusible link that operates the blade will have UL 33 certificate and will be easy to replace. The fire damper will be manufactured from 1.2 mm galvanized steel sheets. The blade will be double-walled and have a 20 mm space between, filled with fire-resistant materials. The casing will be self-flanged and will have an inspection cover for checking the fusible link. The fire damper will not contain any asbestos or heat-released halogens. If, optionally, servomotors are used, then the servomotors will be of spring return type. The

servomotors will take the command signal either from the building fire alarm system, or from their integrated temperature sensor. Optionally, a smoke sensor and / or a monitoring switch will be installed on the fire damper.

Order Code

Model	FBB.00.AA.00-600 X 600	
Flange	00...Without flange 01...With flange	E (mm) Refer to page 2
Accessories	AA..Fusible link MA..Spring return motor	Standard Dimensions

F

FBB

Fire Damper For
Circular Ducts **K-60**

KES KLİMA

INDUSTRIAL AND TRADE CO.

Uzay Çağı Caddesi No:10

06370 ÖstİM/ANKARA

Phone: +90.312.385 76 57

Fax : +90.312.354 12 31

www.kesklima.com



TÜV Rheinland Group



DIN EN ISO 9001:2000

Zertifikat: 01 100 042854